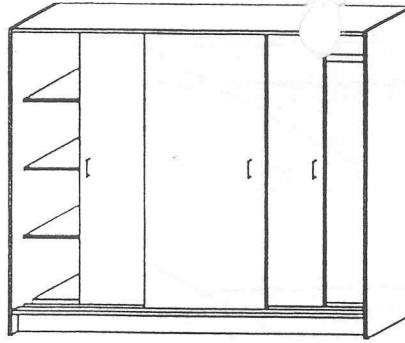


3323 SATNI SKRIN WARDROBE

ROBENO PRO
DE FOR

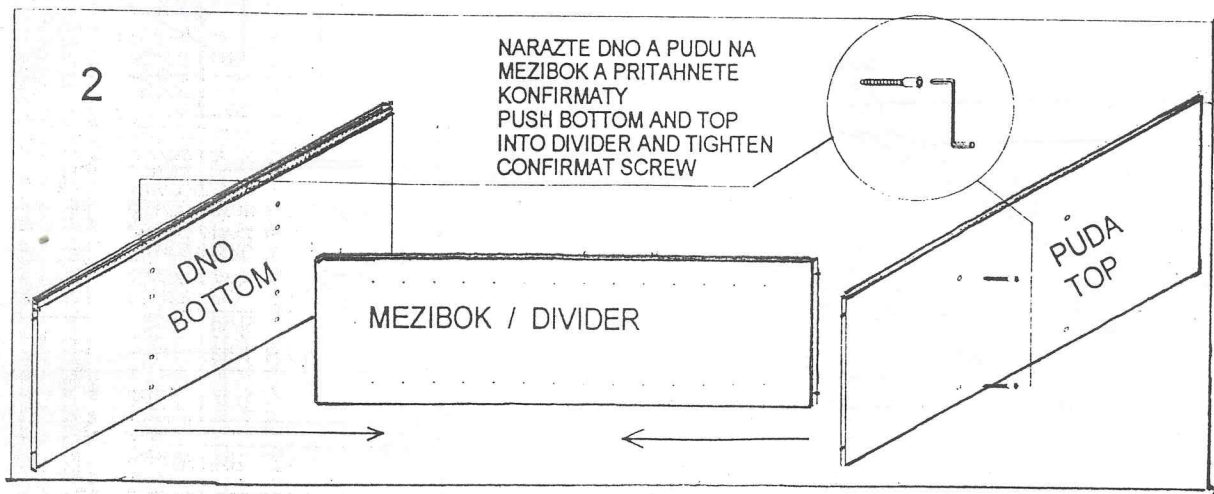
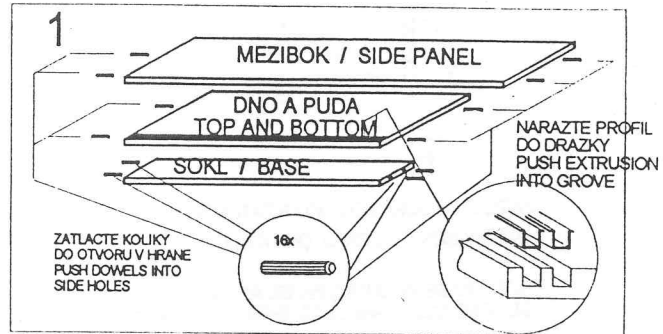
IDEA



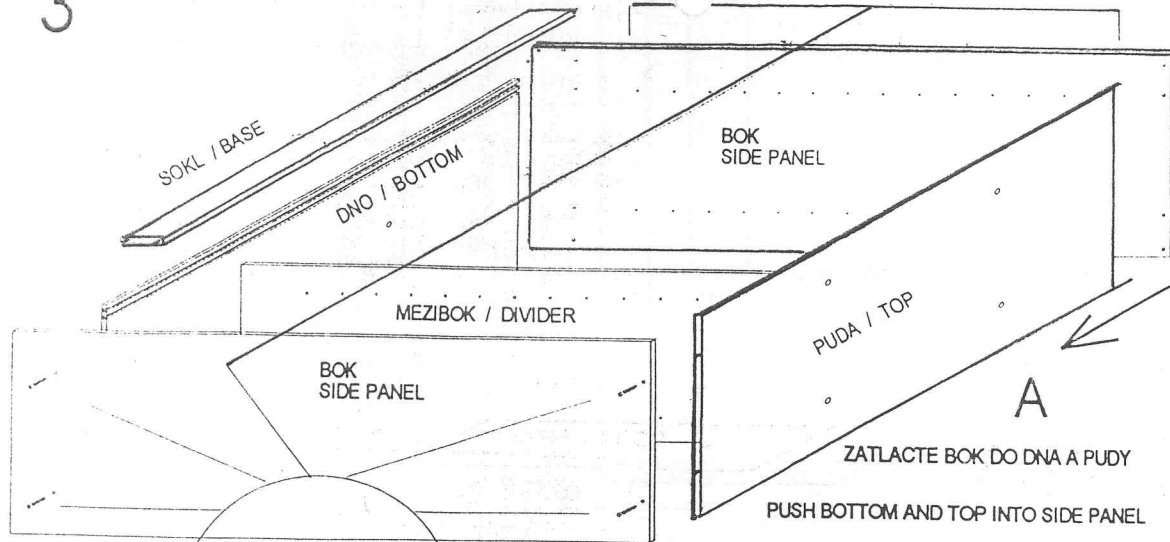
SEZNAM DILU PARTS LIST

- | | | | |
|--|----------------------------------|--|---------------------------------|
| | LISTA STRIP 1x | | KOLIK DOWELL 16x |
| | IMBUS ALLAN KEY 1x | | KONFIRMAT CONFIRMAT 12x |
| | KOVANI NA DVERE DOOR HARDWARE 6x | | NOSIC POLIC SHELF SUPPORT 12x |
| | UCHYTKA PULL 3x | | KRYTKA SCREW COVER 12x |
| | VODICI LISTA PLASTIC STRIP 4x | | HREBIKY NAILS 50x |
| | PODPERA SATNI TYCE ROD SOCKET 2x | | VRUTY KOVANI SCREW HARDWARE 24x |
| | SATNI TYC ROD 1x | | VRUT UCHYTKA SCREW PULL 6x |

- | | | | |
|--|---------------------|--|----------------------------|
| | BOK SIDE PANEL 2x | | POLICE SHELF 3x |
| | SOKL / BASE 1x | | DVERE / DOOR 3x |
| | MEZIBOK DIVIDER 1x | | DNO / PUDA BOTTOM / TOP 2x |
| | ZADA / BACKPANEL 1x | | ZADA / BACKPANEL 2x |

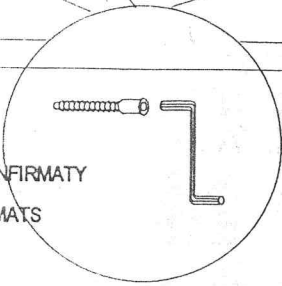


3



C

PRISROBUJTE KONFIRMATY
SCREW IN CONFIRMATS



B

ZATLACTE SOKL DO BOKU A ZATLACTE
DRUHY BOK DO SOKLU, DNA A PUDY

BUSH BASE INTO SIDE PANEL AN PUSH
SECOND SIDE PANEL INTO BASE, BOTTOM AND TOP

4

B

PRIBIJTE ZADA NA NEOLEPENE HRANY
NAIL BACKPANEL TO NONEDGE BAND EDGES

CORNER B

ROH D

CORNER D

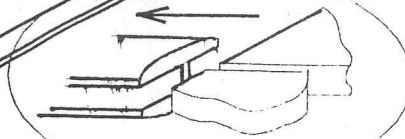
A

NASUNTE ZADA DO LISTY
INSERT BACKPANEL INTO STRIP

ROH A
CORNER

POZOR!!!! PRED PRIBITIM ZMERTE
VZDALENOST MEZI ROHY A-B C-D. TATO
VZDALENOST MUSI BYT STEJNA.
ATTENTION!!!! BEFORE NAILING BACKPANEL
MEASURE THE DISTANCE A-B C-D. THIS
DISTANCE MUST BE THE SAME.

ROH C
CORNER C



5

PRISROBUJTE
UCHYTKU

INSTALL
PULL

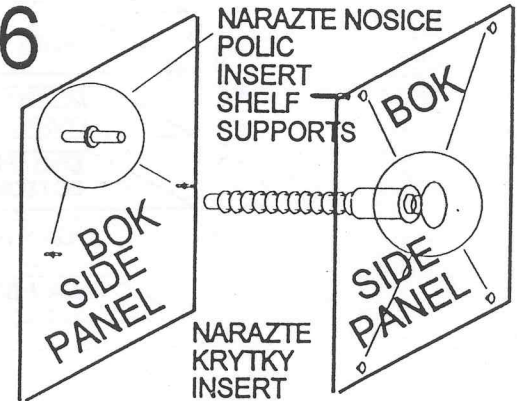
PRISROBUJTE
KOVANI NA
DVERE
ATTACH HARDWARE
ON DOORS

DVERE
DOOR

6

NARAZTE NOSICE
POLIC
INSERT
SHELF
SUPPORTS

NARAZTE
KRYTKY
INSERT
SCREW COVERS



7

ZATLACTE
DO
BOKU
A MEZIBOKU

PUSH INTO SIDE
PANEL AND DIVIDER

NASTAVENI DVERI
DOOR ADJUSTMENT

PRIBLIZUJI
CLOSER

POHYBEM KOVANI VE SMERU
SIPKY SE DVERE PRIBLIZUJI
A NEBO VZDALLUJI OD DNA

BY MOVING HARDWARE AS PER
ARROW THE DOORS ARE GETTING
CLOSER OR FARTHER FROM BOTTOM

VZDALLUJI
FARTHER

